



# eLITE LITHIUM

## eLITE 12V 100Ah Lithium Battery

**100 Amps of DC POWER**  
**without the bells & whistles!**



- ▶ All the same quality and reputation as the Enerdrive B-TEC range, at an entry level price.
- ▶ Included metal battery tray and hold down strap to complete the installation process.
- ▶ Covered by a 3 year full replacement warranty giving you peace of mind knowing that Enerdrive have got you covered.
- ▶ 100Amp Battery Management System (BMS) allowing for 1000W Max Inverter load.
- ▶ Raised terminals for 360 degree cable connections.

### Lithium vs. AGM Capacities;

- ▶ 100Ah Lithium = 160Ah AGM
- ▶ 125Ah Lithium = 200Ah AGM
- ▶ 200Ah Lithium = 320Ah AGM
- ▶ 300Ah Lithium = 480Ah AGM

The Enerdrive eLITE battery provides 60% more usable power than its equivalent lead acid cousin and being nearly 50% lighter and 30% smaller makes for a superior alternative.

With over 7 years of researching, designing and testing lithium batteries and the associated charging systems, Enerdrive are at the forefront of lithium battery systems in Australia. Enerdrive are the only Australian company that can supply a fully integrated self-branded energy system to suit your setup.

With over 3000 complete systems in operation Australia wide, Enerdrive is regarded as the leader in the field of lithium batteries and energy systems for Mobile, Marine and Remote applications.

Note: The eLITE battery does not include Bluetooth connectivity for use with the Enerdrive Battery Monitoring app. If monitoring is required an ePRO Plus battery monitor is recommended.

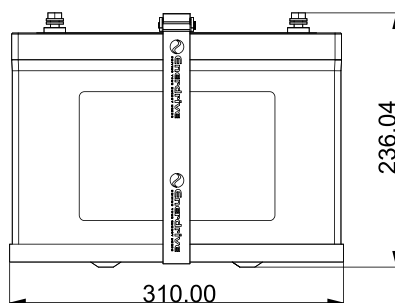


## Enerdrive eLITE 12v-100Ah Lithium Battery Technical Data

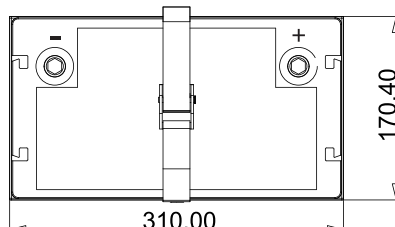
Normal Specification	EPL-100-12VLITE	
Nominal Voltage	12.8V	
Nominal Capacity	100Ah	
Cycle Life (DOD - 80% under controlled conditions)	≥2000 Cycles	
<b>Standard Charge Specification (Lithium profile charger required)</b>		
Battery Charge Temperature	0 - 45°C	
Normal Charge Voltage CV/CC*	14.20 - 14.60	
Standby (Float) Voltage	13.50 - 13.60	
Maximum Charge Current	80A @ 25°C for 30mins	
Recommended Charge Current for Maximum Life	≤33A	
<b>Standard Discharge Specification</b>		
Battery Discharge Temperature	-20°C - 60°C	
Battery Output Voltage Range	11.0 - 14.60V approx.	
Maximum Discharge Current	100A @ 25°C ±5°C for 30 mins	
Pulse Discharge Current	450A for 1.0s	
Discharge Cut-off Voltage	≤11.20V	
<b>Circuit Protection</b>		
The battery is supplied with a LiFePO4 Battery Management System (BMS) that can monitor and optimise each single prismatic cell during charge & discharge, to protect the battery pack from overcharge, over discharge & short circuit. Overall, the BMS helps to ensure safe and accurate operation of the battery.		
<b>Over-Charge Protection</b>		
Over-charge Protection Per Cell	3.75 ± 0.03V	
Over-charge Release Per Cell	3.60 ± 0.05V	
Over-charge Release Method	Discharge below release voltage	
<b>Over-Discharge Protection</b>		
Over-Discharge Protection Per Cell	2.80V ± 0.05V	
Over-Discharge Release Per Cell	3.20V ± 0.05V	
Over-Discharge Release Method	Apply Charge/Voltage ≥12.8v	
Battery Manual Reset Button	No	
<b>Over Current Protection</b>		
Discharge Over Current	110A for 30s - 450A for 1s	
Protection Reset Time	5s Auto Release	
Over Current Release Method	Disconnect Load	
<b>Over Temperature Protection</b>		
Battery Discharge Over Temperature	Protection to 65°C ± 5°C Protection to 50°C ± 5°C	
Battery Charge Over Temperature	Protection to 55°C ± 5°C Protection to 45°C ± 5°C	
Short Circuit Protection	Auto release after 5s	
<b>Mechanical Characteristics</b>		
Dimensions	W/O Tray & Strap	With Tray & Strap
	L 307mm	L 310mm
	W 168mm	W 170.4mm
H 215mm	H 236.04mm	
Weight	Approx. 12.5kg	
<b>Storage Information</b>		
Temperature & Humidity Range	≤30 days - 20°C to 35°C, 45% to 75% RH	
	≥30 days - 10°C to 30°C, 45% to 75% RH	
Self-discharge Rate	≤3% per month	

## EPL-100-12VLITE Specifications

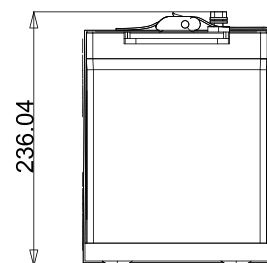
SIDE



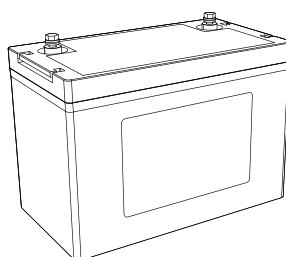
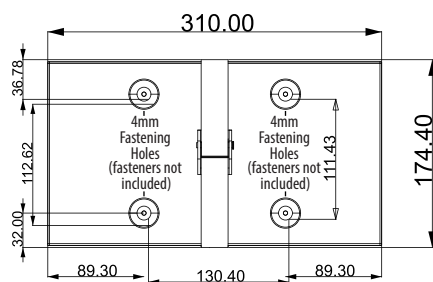
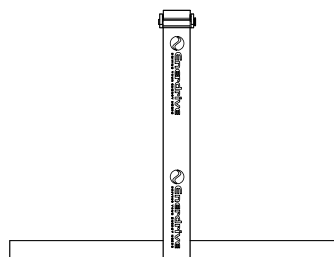
TOP



END

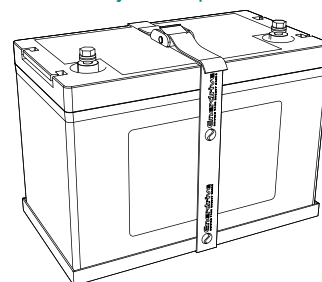


TRAY & STRAP



EPL-100-12VLITE without Tray & Strap

EPL-100-12VLITE with Tray & Strap



11 Millennium Place, Tingalpa QLD 4173  
Ph: 1300 851 535 | www.enerdrive.com.au

